

# ARENA 3



## DESCRIPTION

ARENA 3 is a premium-quality very powerful floodlight designed for large-scale indoor and outdoor applications, offering exceptional luminous efficiency of up to 165 lm/W. Its advanced optics, durable construction and certified reliability ensure optimal performance. With superior light quality, rugged durability and easy installation, ARENA 3 is the ideal solution for professional lighting needs.

## APPLICATIONS

The ARENA 3 floodlight is designed for use in stadiums, arenas, golf courses and football fields. It is also suitable for large indoor and outdoor areas that require extensive illumination.

## BENEFITS

- **Best in Class:** Designed, developed, and manufactured by ENIM, a trusted EU producer.
- **Certified Quality:** CE, CB, ENEC, RoHS and EPD certifications ensure compliance with all EU quality standards for floodlights.
- **Exceptional Efficiency:** Delivers powerful performance with a 1200-1500 W power range and an impressive efficiency of up to 165 lm/W.
- **Adaptable Optics:** A wide selection of optics provides optimal lighting with minimal glare, ensuring flexibility and superior illumination.
- **Enhanced Light Quality & Flexibility:** Various CRI and CCT options guarantee accurate color representation and customizable lighting.
- **Broadcast-Ready Performance:** Meets the highest standards for sports lighting, ensuring optimal brightness, clarity, and minimal flicker for live TV broadcasts.
- **Highest Corrosion Resistance Class:** C5-M ("Marine") corrosion resistance class provides the highest protection against extreme environments, including marine conditions, ensuring durability in high humidity and salt-exposed areas.
- **Impressive Stability Ratings:** The IP66 rating provides complete protection against dust and powerful water jets, while the IK09 rating guarantees impact resistance up to 10 joules.
- **Rugged Design:** A low-profile, powder-coated cast aluminum housing with a durable acrylic lens enhances weather resistance.
- **Engineered for Longevity:** Designed to last 100,000 hours (L95 B10).
- **Easy Installation:** The product is lightweight and offers multiple installation methods for convenience and versatility.
- **Sustainability:** EPD certification ensures low carbon emissions and eco-friendly materials.



## TECHNICAL INFORMATION:

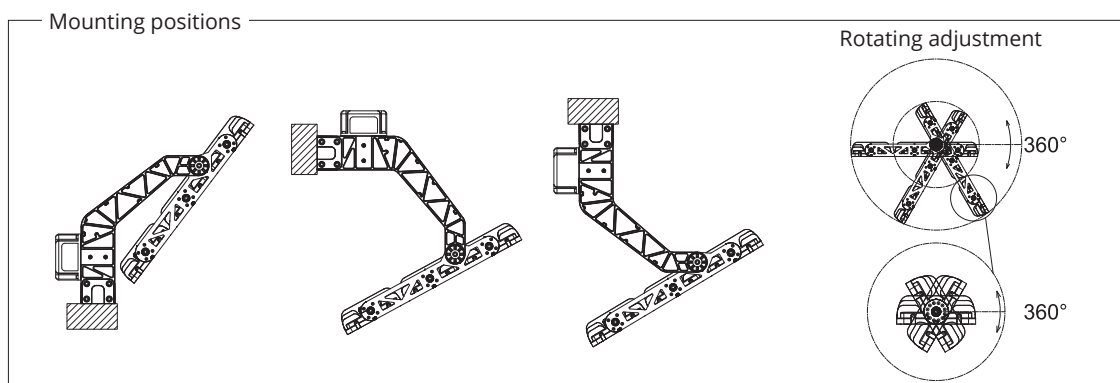
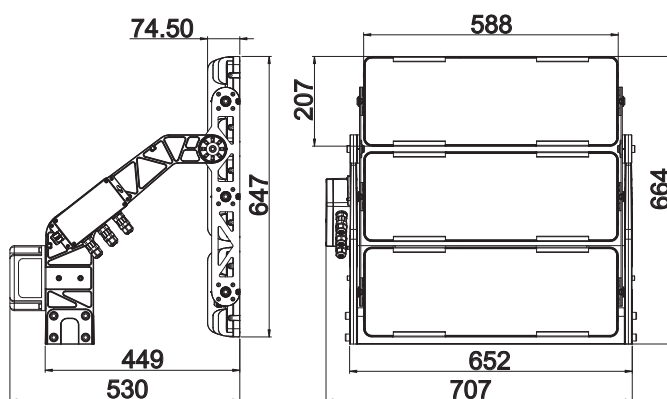


<b>ELECTRICAL</b>	<b>V</b>	Input voltage	198-440 (VAC)
	<b>Hz</b>	Rated voltage	50-60 Hz
	<b>W</b>	Luminaire wattage	1200-1500
	<b>Cosp</b>	Power factor	≥ 0.95
<b>OPTICAL</b>	<b>Lm</b>	Luminous flux	128436-245655
	<b>Lm/W</b>	Luminous efficacy	up to 165 Lm/W
	<b>K</b>	Color temperature	4000/5000/5700/6500
	<b>Tg</b>	Performance temperature	25 °C
	<b>C°</b>	Ambient temperature range	- 40 °C ≤ Ta ≤ + 40 °C
	<b>CRI</b>	Color rendering index	70, 80, 90

<b>Power, W</b>	1200-1500
<b>Luminous Flux, Lm</b>	128436-245655
<b>Efficacy, Lm/W</b>	105-165

Chromatic tolerance ( original MacAdam)	Not higher than 5
Life expectancy L/B	L95 B10 by 100000 hrs (Ta = 25°C)

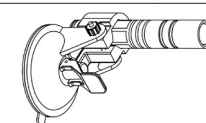
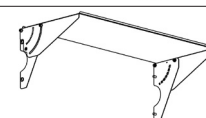
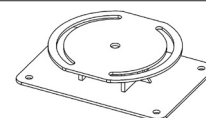
<b>HOUSING</b>	<b>Size</b>	652 mm X 664 mm X 449 mm
	<b>Weight</b>	without driver - 32,4 kg, driver weight including fixing parts - 6,9 kg
	<b>Body material</b>	Heat sink: Cast aluminum, painted
	<b>Protection</b>	IK09
	<b>Installation</b>	Adjustable bracket: angle -90° + 90°



<b>OPTICS</b>	<b>Optical cover</b>	Glass, thermally hardened, 4 mm
	<b>Light source</b>	Power LED
	<b>Optics</b>	50x50 mm (2x2)
	<b>Optics type</b>	10°, 20°, 40°, 60°, asymmetric
	<b>Maintenance</b>	Optical module sealed for life. No internal cleaning required
	<b>Protection against light pollution</b>	Visor - Can be ordered separately

<b>DRIVER</b>	<b>Input voltage</b>	198–440 (VAC)
	<b>Intelligent temperature Guard (ITG)</b>	Over temperature protection. Tc: 93 °C at 230 VAC & 100 % load
	<b>Overvoltage with a variable surge protection</b>	Built-in surge protection 10 kV
	<b>Interfaces</b>	DALI-2; DMX-RDM

<b>OPTIONAL</b>	<b>Accessories</b>	
	<b>Code</b>	<b>Name</b>
	MET512	Rotating base
	MET490	ARENA Visor
	Effective visor reduces glare and scattered light	
	S180000/LASER	ARENA Positioning laser



<b>REMARKS</b>	The light output of an LED module decreases over the course of its lifetime. The Constant Light Output (CLO) function compensates for this natural decline by continuously increasing the output current of the LED driver throughout its lifetime	
	CLO	
	Power factor (Cosφ)	≥ 0.95
	Recommended mounting height	up to 45 m
	Luminaires are ready to install	

#### LOGISTIC DETAILS:

Full pallet size/cm L*W*H	Number of luminaires per row	Number of rows	QTY per pallet/pcs
120 x 80 x 120	4	1	4
<b>Volume per pallet</b>		<b>Kg per pallet</b>	
0,589 m³		<b>Netto</b>	<b>Brutto</b>
		129,6	154,6

